



Hydraulik- und Pneumatikdichtungen

MARKT • PRODUKT • APPLIKATION • CUSTOMIZING • LOGISTIK • INFRASTRUKTUR
Know-how macht den Unterschied

ERIKS

Übersicht

Stangendichtungen	Seite 4
Kolbendichtungen	Seite 6
Abstreifer	Seite 8
Führungen	Seite 9
Rotationsdichtungen	Seite 10
Omniseals – PTFE	Seite 10
Lieferbare Werkstoffe Master-Cam	Seite 11
Lieferprogramm Master-Cam	Seite 12
O-Ringe	Seite 13
Chemische Beständigkeit	Seite 14

Einleitung

Hydraulik- und Pneumatikdichtungen bilden einen wichtigen Teil der Dichtungstechnik. Um Ihnen praktische Informationen zur Verfügung zu stellen, haben wir die entsprechenden Dichtungs-Typen in diesem Katalog zusammengestellt.

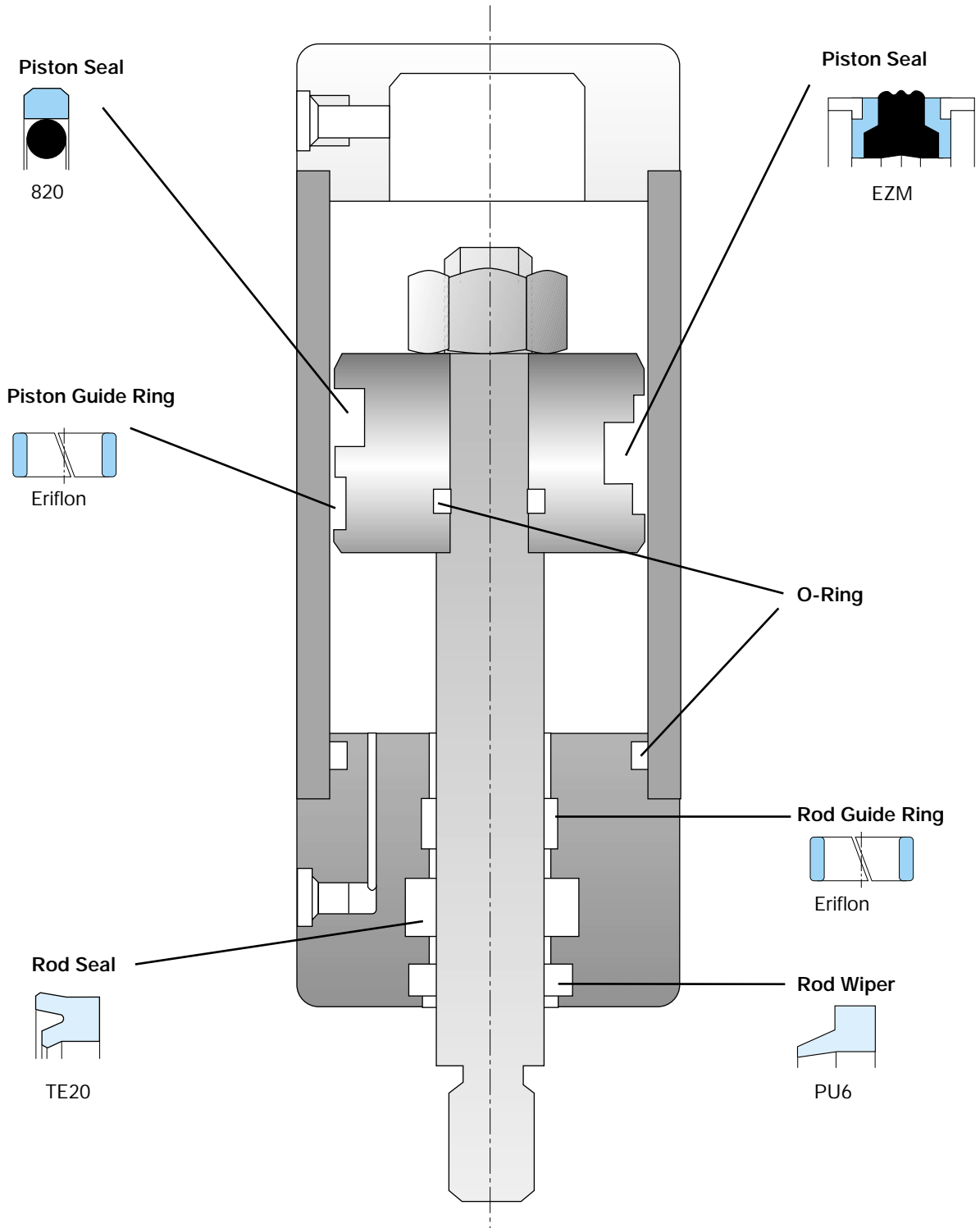
In dieser Broschüre finden Sie Informationen zu den häufig angewendeten Dichtungen wie Stangen- und Kolbendichtungen, Abstreifer, Führungsringe sowie Rotationsdichtungen. Darüber hinaus informieren wir Sie in einer Liste über die zur Verfügung stehenden Master-Cam Profile.

Gewährleistung

Die Prospektangaben basieren auf jahrzehntelanger Erfahrung in der Anwendung von Dichtelementen. Trotzdem können in Einzelfällen unbekannt Parameter theoretische Angaben erheblich einschränken. Darum können wir für derartige Einzelfälle keine Gewährleistung für die Richtigkeit dieser Empfehlungen übernehmen. Wir bitten um Rücksprache bei außergewöhnlichen Bedingungen.













Für jeden Anwendungsfall die optimale Dichtungslösung.
ERIKS Gruppe Deutschland

ERIKS Hydraulic Cylinder Sketch



Stangafdichtingen - Joints de tige - Stangendichtungen - Rod seals






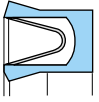
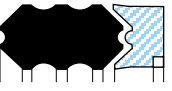
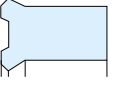
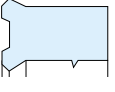
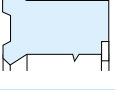
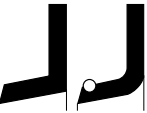

Stangafdichtingen - Joints de tige - Stangendichtungen - Rod seals

Profiel Profil Profil Profile	Type	Druk Pression Druck Pressure (Bar)	Temperatuur Température Temperatur Temperature (°C)	Snelheid Vitesse Geschwindigkeit Speed (m/s)	Materiaal Matière Werkstoff Material	Afmetingen Dimensions Abmessungen Dimensions (mm)
	EL9000 EL2001	400 100	-30 / +100 -30 / +100	0,5 0,3	PUR NBR	3 - 280 8 - 150
	TE20	400	-30 / +100	0,5	PUR	6 - 280
	TE20 AE	500	-30 / +100	0,5	PUR/POM	6 - 280
	TE22	400	-30 / +100	0,5	PUR	14 - 200
	TE22 AE	500	-30 / +100	0,5	PUR/POM	14 - 200
	EL9011	400	-30 / +100	0,5	PUR/NBR	6 - 280
	EL9011 AE	500	-30 / +100	0,5	PUR/POM	16 - 360
	ES8	200	-30 / +100	0,5	NBR/W *	5 - 200
	TGO	200	-30 / +100	0,5	NBR/W *	5 - 200
	TSE	200	-30 / +100	0,5	NBR/W *	10 - 360
	ERS	315	-30 / +100	0,5	NBR/W/POM *	12 - 260
	GE10	250	-30 / +100	0,5	NBR/W *	15 - 200

* = weefsel, toile, Gewebe, fabric

Stangafdichtingen - Joints de tige - Stangendichtungen - Rod seals






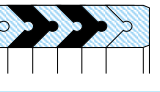








Stangafdichtingen - Joints de tige - Stangendichtungen - Rod seals

Profil Profil Profil Profile	Type	Druk Pression Druck Pressure (Bar)	Temperatuur Température Temperatur Temperature (°C)	Snelheid Vitesse Geschwindigkeit Speed (m/s)	Materiaal Matière Werkstoff Material	Afmetingen Dimensions Abmessungen Dimensions (mm)
	EES	400	-30 / +100	0,5	NBR/W *	20 - 1000
	EESV	400	-20 / +150	0,5	FPM/W *	20 - 360
	710	400	-30 / +100 -20 / +180	15	PTFE/NBR PTFE/FPM	4 - 650
	720	400	-30 / +100 -20 / +180	15	PTFE/NBR PTFE/FPM	4 - 650
	300	400	-30 / +100 -20 / +180	15	PTFE/NBR PTFE/FPM	4 - 380
	Eriseal	350	-150 / +225	15	PTFE/MET **	4 - 700
	PSE	700	-30 / +100	0,5	NBR/W *	18 - 300
	UTS	400	-30 / +100	0,5	PUR	6 - 300
	UTS-L	400	-30 / +100	0,5	PUR	6 - 300
	UTS-LD	500	-30 / +100	0,5	PUR/POM	6 - 300
	HE	10	-30 / +100	0,5	NBR NBR/MET **	3 - 125 8 - 420
	SM	400	-30 / +100	0,5	PUR/POM	45 - 200

* = weefsel, toile, Gewebe, fabric / ** = metaal, métal, Stahl, metal

Zuigerafdichtingen - Joints de piston - Kolbendichtungen - Piston seals

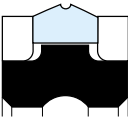
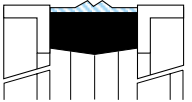
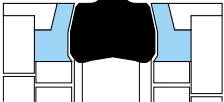
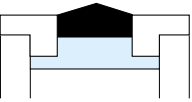
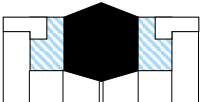
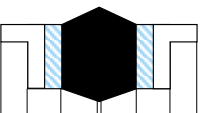
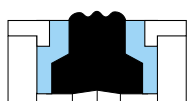



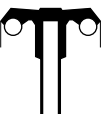
Zuigerafdichtingen - Joints de piston - Kolbendichtungen - Piston seals

Profiel Profil Profil Profile	Type	Druk Pression Druck Pressure Pressure (Bar)	Temperatuur Température Temperatur Temperature Temperature (°C)	Snelheid Vitesse Geschwindigkeit Speed Speed (m/s)	Materiaal Matière Werkstoff Material	Afmetingen Dimensions Abmessungen Dimensions Dimensions (mm)
	EL9000 EL2001	400 100	-30 / +100 -30 / +100	0,5 0,3	PUR NBR	3 - 280 8 - 150
	UP	400	-30 / +100	0,5	PUR	12 - 320
	TE18	400	-30 / +100	0,5	PUR/POM	40 - 320
	GE10	250	-30 / +100	0,5	NBR/W *	15 - 200
	ERZ	315	-30 / +100	0,5	NBR/W/POM *	32 - 130
	EES	400	-30 / +100	0,5	NBR/W *	20 - 1000
	EEK	400	-30 / +100	0,5	NBR/W *	40 - 1000
	820 PUR/O	250	-30 / +100	1	PUR/NBR	16 - 250
	820 PUR/R	400	-30 / +100	0,5	PUR/NBR	20-200
	820	400	-30 / +100 -20 / +180	15	PTFE/NBR PTFE/FPM	8 - 670
	820 PUR/G	400	-30 / +100	1,5	PUR/NBR	16-400
	850	400	-30 / +100 -20 / +180	15	PTFE/NBR PTFE/FPM	8 - 670
	410	400	-30 / +100 -20 / +180	15	PTFE/NBR PTFE/FPM	7 - 410
	Eriseal	350	-150 / +225	15	PTFE/MET **	4 - 700

* = weefsel, toile, Gewebe, fabric / ** = metaal, métal, Stahl, metal

Zuigerafdichtingen - Joints de piston - Kolbendichtungen - Piston seals

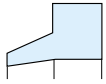
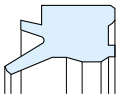
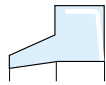
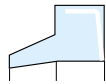









Zuigerafdichtingen - Joints de piston - Kolbendichtungen - Piston seals

Profiel Profil Profil Profile	Type	Druk Pression Druck Pressure Pressure (Bar)	Temperatuur Température Temperatur Temperature Temperature (°C)	Snelheid Vitesse Geschwindigkeit Speed Speed (m/s)	Materiaal Matière Werkstoff Material	Afmetingen Dimensions Abmessungen Dimensions Dimensions (mm)
	RXT	320	-40 / +100	0,5	PUR/ NBR/POM	40 - 250
	ERKO	400	-30 / +100	1	NBR/W/POM	25 - 200
	EL43	400	-30 / +100	0,5	NBR/W/POM	40 - 200
	EL26	315	-30 / +100	0,5	NBR/W/POM *	20 - 300
	EZE	500	-30 / +100	0,5	NBR/W/POM *	25 - 250
	EZW	500	-30 / +100	0,5	NBR/W/POM *	25 - 160
	EZM	400	-30 / +100	0,5	NBR/POM	15 - 320
	TP6	700	-30 / +100	0,5	NBR/W/POM *	45 - 300
	TE	10	-30 / +100	0,5	NBR/MET **	10 - 550
	P	12	-30 / +100	1	NBR/MET **	25 - 200
	T-DUO	60	-30 / +100	0,5	NBR/MET **	25 - 250

* = weefsel, toile, Gewebe, fabric / ** = metaal, métal, Stahl, metal

Afstrijkers - Racleurs - Abstreifer - Wipers

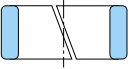
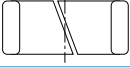





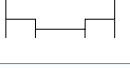

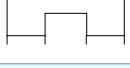

Afstrijkers - Racleurs - Abstreifer - Wipers

Profiel Profil Profil Profile	Type	Druk Pression Druck Pressure Pressure (Bar)	Temperatuur Température Temperatur Temperature Temperature (°C)	Snelheid Vitesse Geschwindigkeit Speed Speed (m/s)	Materiaal Matière Werkstoff Material Material	Afmetingen Dimensions Abmessungen Dimensions Dimensions (mm)
	PE6 PU6	- -	-30 / +100 -30 / +100	2 2	NBR PUR	16 - 1000 16 - 1000
	PU5	-	-30 / +100	2	PUR	16 - 1000
	PE7	-	-30 / +100	2	NBR/MET **	10 - 170
	8020	-	-30 / +100	2	PUR/MET **	10 - 170
	PE8 PU8	- -	-30 / +100 -30 / +100	2 2	NBR PUR	12 - 200 12 - 200
	PE9	-	-30 / +100	2	NBR	210 - 1000
	PE10 PU10	- -	-30 / +100 -30 / +100	2 2	NBR PUR	10 - 200 10 - 200
	EM EMV	- -	-30 / +100 -20 / +150	2 2	NBR/MET ** FPM/MET	10 - 400 10 - 400
	MES	-	-30 / +100	2	NBR/MET **	12 - 140
	930	-	-30 / +100	2	PTFE/NBR	10 - 125
	565	-	-30 / +100	15	NBR	4 - 500
	EHD	-	-30 / +100	0,5	PUR/MET **	20 - 100
	RSW	-	-30 / +100	0,5	NBR	16 - 100

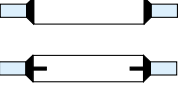


* = weefsel, toile, Gewebe, fabric / ** = metaal, métal, Stahl, metal

Geleideringen - Bagues de guidage - Führungen - Guide elements

Geleideringen - Bagues de guidage - Führungen - Guide elements

Profiel Profil Profil Profile	Type	Druk Pression Druck Pressure (Bar)	Temperatuur Température Temperatur Temperature (°C)	Snelheid Vitesse Geschwindigkeit Speed (m/s)	Materiaal Matière Werkstoff Material	Afmetingen Dimensions Abmessungen Dimensions (mm)
	EriFlon	-	-50 / +180	5	PTFE	8 - 1000
	Powerslide	-	-40 / +120	0,8	ACM	20 - 400
	Powerslide- flex S	-	-40 / +120	0,8	PF/W	40 - 970
	Powerslide- flex K	-	-40 / +120	0,8	PF/W	40 - 950
	EPG/EPGU	-	-50 / +100	0,8	POM + GV ****	20 - 250
	F3	-	-50 / +100	0,8	POM	10 - 500
	F4	-	-50 / +100	0,8	POM	10 - 500
	F5	-	-50 / +100	0,8	POM	10 - 500
	F6	-	-50 / +100	0,8	POM	10 - 500
	F7	-	-50 / +100	0,8	POM	10 - 500
	F8	-	-50 / +100	0,8	POM	10 - 500

Multiseals - Double bounded seals

Profiel Profil Profil Profile	Type	Druk Pression Druck Pressure	Temperatuur Température Temperatur Temperature (°C)	Snelheid Vitesse Geschwindigkeit Speed (m/s)	Materiaal Matière Werkstoff Material	Afmetingen Dimensions Abmessungen Dimensions (mm)
	Multiseal	650	-40 / +100 -15 / +200		NBR/met ** FPM/met **	3,1 - 76,1
	PU82	600	-30 / +100		PUR	16-1155
	PU83	600	-30 / +100		PUR	22-1270

* = weefsel, toile, Gewebe, fabric / ** = metaal, métal, Stahl, metal

*** = PF: kunststofweefsel geïmpregneerd met polyesterhars, résine phénolique, Hartgewebe, Phenolic resin

**** = GV: glasvezelversterkt, chargé avec des fibres de verre, glasfaserverstärkt, glass fiber filled

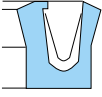

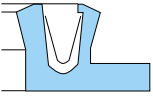
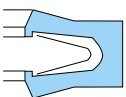
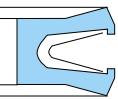
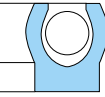
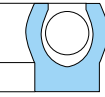
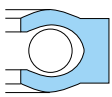
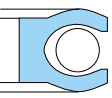
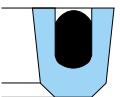
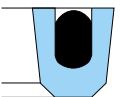
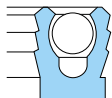

Roterende afdichtingen - Joints rotatifs - Rotationsdichtungen - Rotary Seals

Roterende afdichtingen - Joints rotatifs - Rotationsdichtungen - Rotary seals

Profiel Profil Profil Profile	Type	Druk Pression Druck Pressure Pressure (Bar)	Temperatuur Température Temperatur Temperature Temperature (°C)	Snelheid Vitesse Geschwindigkeit Speed Speed (m/s)	Materiaal Matière Werkstoff Material Material	Afmetingen Dimensions Abmessungen Dimensions Dimensions (mm)
	EM17	200	-30 / +100	0,1	NBR/W	6 - 200
	EM19	400	-30 / +100	0,2	NBR/W/POM	80 - 200
	R4	400	-30 / +100	0,2	PUR	10 - 500
	R5	400	-30 / +100 -20 / +180	0,2	PUR	20 - 500
	160	400	-30 / +100 -20 / +180	5	PTFE/NBR PTFE/FPM	6 - 655
	260	400	-30 / +100 -20 / +180	5	PTFE/NBR PTFE/FPM	8 - 690

Roterende afdichtingen - Joints rotatifs - Rotationsdichtungen - Rotary Seals

Eriseals - PTFE

Profiel Profil Profil Profile	Type	Druk Pression Druck Pressure (Bar)	Temperatuur Température Temperatur Temperature (°C)	Snelheid Vitesse Geschwindigkeit Speed (m/s)	Materiaal Matière Werkstoff Material	Afmetingen Dimensions Abmessungen Dimensions (mm)
	610	350	-70 / +260	15	PTFE	4 -
	620	350	-70 / +260	15	PTFE	6 -
	640	350	-70 / +260	2	PTFE	8 -
	650	350	-70 / +260	-	PTFE	32 -
	660	350	-70 / +260	-	PTFE	40 -
	611	500	-70 / +260	15	PTFE	40 -
	621	500	-70 / +260	15	PTFE	6 -
	651	500	-70 / +260	-	PTFE	12 -
	661	500	-70 / +260	-	PTFE	5 -
	670	800	-70 / +260	15	PTFE	10 -
	680	800	-70 / +260	15	PTFE	15 -
	690	250	-70 / +260	10	PTFE	12 -
	695	250	-70 / +260	10	PTFE	20 -

Leverbare materialen Master-Cam / Matériaux livrables Master-Cam
 Lieferbare Werkstoffe Master-Cam / Deliverable materials Master-Cam

Volgende materialen zijn leverbaar in Master-Cam uitvoering.
 Les matériaux suivants sont livrables en exécution Master-Cam.
 Folgende Werkstoffe sind lieferbar in der Master-Cam Ausführung.
 Following materials can be delivered in Master-Cam execution.



Materialen - Matériaux - Werkstoffe - Materials

Type	Materiaal / Matériau Werkstoff / Material	Kleur / Couleur Farbe / Colour
Erthane G-MC-U203*	PUR 95 A	groen / vert / grün / green
Erthane R-MC-U203	PUR 95 A	rood / rouge / rot / red
Erthane LF-MC-U203**	PUR 48 D	grijs / gris / grau / grey
Erthane W-MC-FDA-U203	PUR 95 A	wit / blanc / weiß / white
Erthane B-MC-U203	PUR 95 A	blauw / bleu / blau / blue
Erthane SN MC 150	PUR 90 A (150°C)	bruin / brun / braun / brown
NBR-MC-107D85	NBR 85 A	zwart / noir / schwarz / black
FPM-MC-109BR75	FPM 85 A	zwart / noir / schwarz / black
EPDM MC-KTW** 85	EPDM 85 A	zwart / noir / schwarz / black
EPDM-MC-131B85	EPDM 85 A	zwart / noir / schwarz / black
MVQ-MC-102R85	MVQ 85 A	rood / rouge / rot / red
HNBR MC 85	HNBR 85 A	zwart / noir / schwarz / black
ERITAL MC	POM	wit / blanc / weiß / white
Eriflon V-MC	PTFE Virgin	wit / blanc / weiß / white
Eriflon G-MC	PTFE 25% glas	grijs / gris / grau / grey
Eriflon K-MC	PTFE-graphite	zwart / noir / schwarz / black
Eripeek MC	PEEK	bruin / brun / braun / brown

- * = standaard materiaal, matériel standard, standard Werkstoff, standard material
- ** = LF : low friction
- *** = KTW: voor toepassing in water (certificaat KTW Duitsland)
 = pour application avec de l'eau (certificat KTW Allemagne)
 = für Anwendung mit Wasser (Certificat KTW Deutschland)
 = for application with water (certificate KTW Germany)



HYDRAULIC AND
 PNEUMATIC SEALS

Leverbare profielen Master-Cam / Programme de livraison Master-Cam
 Delivery programme Master-Cam / Lieferprogram Master-Cam

Symmetrical seals

	S6
	S7
	S8
	S10-12
	S10-12

**Stangafdichtingen
 Joints de tige
 Stangendichtung
 Rod seals**

	S1
	S2
	S3
	S4
	S5
	S17
	S16
	S20
	S9
	RS91
	S19

**Zuigerafdichtingen
 Joints de piston
 Kolbendichtung
 Piston seals**

	K1
	K2
	K3
	K4
	K5
	K16
	K20
	K23
	P53
	P54
	P55
	P56
	P57
	K9
	K8
	PS81
	K19

**Afstrijkers
 Racleurs
 Abstreifer
 Wipers**

	A1
	A2
	A3
	A11

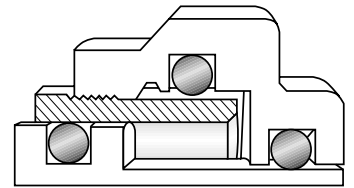
**Roterende afdichtingen
 Joints rotatifs
 Rotationsdichtungen
 Rotary seals**

	R1
	R2
	R6
	R7
	R4
	R5

**Back-up ringen
 Bagues d'appui
 Back-up Ringen
 Back-up rings**

	F2
	ST9

O-Rings



Elastomer O-ring (NBR, FPM, EPDM, HNBR, Silicone, Neoprene®, PUR, Aflas®, etc)



Inner Ø : 0,5 - 5000 mm , Cord Ø : 0,5 - 50 mm , Pressure : 2000 bar ,
Temp. : -70 / + 200°C , Velocity : 0,5/s. , Hardness : 20-95° IRHD

Elastomer O-ring (Original Viton®)



Inner Ø : 0,5 - 5000 mm , Cord Ø : 0,5 - 50 mm , Pressure : 2000 bar
Temp. : -30 / + 200°C , Hardness : 50-95° IRHD

Teflex O-ring (core: Silicone or Viton®, casing: FEP or PFA)



Inner Ø : 0,5 - 5000 mm , Cord Ø : 1,78 - 25 mm , Pressure : 250 bar
Temp. : -60 / +260°C , Applications : static



PTFE O-ring (Eriflon PTFE solid)



Inner Ø : 0,5 - 5000 mm , Cord Ø : 0,5 - 25 mm , Pressure : 2000 bar
Temp. : -200 / +260°C , Applications : static



Kalrez® O-ring/Zalak® O-ring



Inner Ø : 1 - 2500 mm , Cord Ø : 1 - 10 mm , Pressure : 2000 bar
Kalrez® Temp. : -15 / + 316°C , Zalak® Temp.: -50 / 220°C

Quad Ring (NBR, Viton®; EPDM, Silicone)



AS 568A dimensions , Pressure : 400 bar , Temp. : -60 / + 200°C

Compounds with certificates:



FDA, KTW, WRC, NSF, DVGW, BAM

O-ring OP (PUR seal interchangeable with o-ring)



Inner Ø : 5 - 250 mm
Temp. : -30 / + 120°C

VulcOring (NBR, EPDM, Silicone, HNBR, Aflas®, Viton®, Neoprene®, etc.)



High Tech advanced hot vulcanized cord ring
Inner Ø : 60 - 6000 mm , Cord Ø : 1 - 25 mm , Applications : static

Back-up Ring (Eriflon, PTFE, PTFE filled, high tech plastics)



Inner Ø : from 0,5 mm , Pressure : 800 bar , Temp. : -60 / +200°C
Various executions

Back-up Ring (NBR, HNBR, PUR, Viton®, etc.)



Inner Ø : from 2,5 mm , Pressure : 2500 bar , Temp. : -60 / +200°C

Composite O-ring (Back ring seal NBR/PUR or FPM/PUR)



Ø : from 30 mm up to 350 mm ,
Temp.: -30 / +100°C, Pressure: for 500 bar

NEW!

Chemische bestendigheid - Résistance chimique -
Chemische Resistenz - Chemical resistance

Chemische bestendigheid - Résistance chimique - Chemische Resistenz - Chemical resistance

Materiaal / Matière Werkstoff / Material	Min. temp. °C	1*	2*		3*		4*			5*			6*	
			2.1	2.2	3.1	3.2	4.1	4.2	4.3	5.1	5.2	5.3	6.1	6.2
NBR	-30	100	80	80	100	100	80	x	80	50	60	60	90	100
NBR-MC	-30	100	80	80	100	100	80	x	80	50	60	60	90	100
ACM	-50	+	+	+	120	120	+	+	+	60	60	60	90	120
Epratex	-40	+	+	+	120	120	+	+	+	60	60	60	90	100
FPM	-10	150	150	150	150	150	80	100	80	60	60	60	x	200
FPM-MC	-10	150	150	150	150	150	80	100	80	60	60	60	x	200
Eriflon PTFE	-80	200	+	+	200	200	80	100	100	60	60	60	150	200
Erital POM	-40	100	+	+	100	100	+	+	+	60	60	60	80	100
Epramid PA	-30	+	+	+	100	100	80	80	50	60	60	60	80	100
HNBR-MC	-25	120	100	120	120	120	80	x	100	50	60	60	120	130
EPDM-MC	-40	-	-	-	-	-	-	-	-	-	-	60	120	140
Silicone-MC	-60	-	-	-	-	-	-	-	-	-	-	-	130	200
EPDM-KTW-MC	-40	-	-	-	-	-	-	-	-	-	-	60	140	140
Erthane 92 G-MC	-30	100	x	x	100	100	60	80	60	50	50	40	60	80
Erthane 92 R-MC	-30	100	x	x	100	100	60	80	60	50	50	40	60	80
Erthane 92 B-MC	-30	100	x	x	100	100	60	80	60	50	50	40	60	80
Erthane SN 190-MC	-30	120	x	x	120	120	60	80	60	50	50	40	80	120
Erthane 92 FDF-MC	-30	100	x	x	100	100	60	80	60	50	50	40	60	80
Erthane	-30	100	x	x	100	100	60	80	60	50	50	40	60	80

1 = Minerale smeerstoffen en vetten / Lubrifiants minéraux et graisses / Mineralische Schmierstoffe und Fette / Mineral Lubricants and greases

2 = Synthetische olieën / Huiles synthétiques / Synthetische Schmierstoffe / Synthetic Lubricants

2.1 = PAG

2.2 = PAO

3 = Minerale hydraulische vloeistoffen / Fluides hydrauliques minéraux / Mineralische Druckflüssigkeiten / Mineral hydraulic fluids

3.1 = HLP DIN 51524 Teil 2

3.2 = HLVP DIN 51524 Teil 3

4 = Biologisch afbreekbare hydraulische vloeistoffen / Fluides hydrauliques minéraux bio-dégradables / Biological degradable hydraulic fluids

4.1 = HETG

4.2 = HEES synth. ester

4.3 = HEPG polyglykole

5 = Moeilijk ontvlambare hydraulische vloeistoffen / Fluides hydrauliques difficilement inflammables / Schwerentflammbare Druckflüssigkeiten / Flame resistant hydraulic fluids

5.1 = HFA

5.2 = HFB

5.3 = HFC

6 = Specials

6.1 = Water / eau / Wasser / water

6.2 = Lucht / air / Luft / air

Materiaalselectie voor PTFE dichtingen
 Sélection des matériaux pour des joints en PTFE
 Material Auswahl für PTFE-Dichtungen
 Material selection guide for PTFE seals

The following tables are designed as a guide to the correct selection of the sealing element and energiser materials for your particular application. The sealing element is dynamic making it's mechanical properties the priority in selection.

More detailed capabilities relevant to individual seal types are given within the catalogue. The static energisers are rubber based compounds. Therefore fluid compatibility and temperature range are the main criteria for selection.

Materials for Sealing Elements

Material	Description	Colour	Material Properties & Application
Eriflon ER 39	Bronze PTFE with additives	Brown	Very high mechanical duties. Good compressive strength for oil hydraulics.
Eriflon ER 59	Carbon PTFE	Black	Medium Mechanical duties. Generally for pneumatic applications and water based fluids (not seawater). For soft mating surfaces and unlubricated conditions.
Eriflon ER48	Glass PTFE	Black	High mechanical duties. For water and oil hydraulics, pneumatics and unlubricated applications.
Eriflon ER01	Virgin PTFE	White	Light mechanical duties. For anti-extrusion rings and pressure seals. Low friction and almost totally inert. Suitable for food and potable water applications.
Eriflon ER99	Modified PTFE	Blue	Medium mechanical duties. Much lower wear rate than Virgin PTFE. Very good chemical resistance.
Eriflon UH	UHMWPE	Off white	Medium mechanical duties. For water and oil hydraulics, pneumatics and unlubricated applications. Lower temperature and speed range than PTFE but very good abrasion resistance. Suitable for soft mating surfaces.
PUR	Polyurethane	Various	High mechanical duties. For water and oil hydraulics, pneumatics and lubricated applications. Very high abrasion resistance.

Materials for Energiser

Compound	Temp. Range (Intermittant) °C	Recommended for	NOT recommended for
NBR Nitrile (Standard material)	-40 to +100	Petroleum based oils and fluids, cold water, Silicone greases and oils, ethylene glycol based fluids, Di-ester based lubricants.	Automotive brake fluid, Phosphate ester fluids.
EPM, EPDM Ethylene Propylene IIR Butyl	-50 to +150	Phosphate ester based fluids, Automotive brake fluid, Water, Steam.	Petroleum based oils and fluids, Di-ester based lubricants.
FKM Fluorocarbon	-40 to +150	Phosphate ester fluids, Silicone greases & fluids.	Petroleum based oils and fluids, Di-ester based lubricants.
Si Silicone	-50 to +200	Petroleum oils, Di-ester based lubricants, Silicate ester lubricants, Silicone greases & fluids, Certain phosphate ester fluids.	Skydrol Fluids, Low molecular weight esters & ethers.
	-90 to 240	High aniline point oils, Chlorinated di-phenyls, Dry heat	Most petroleum based fluids, Water and steam above 130°C.

Note: If energiser materials other than Nitrile are required, consult ERIKS for Part Number.

ERIKS added value

Quick Supply

- 100.000 shapes are stocked in our computer to be produced on your request.
- Our special mouldmaking facilities department produces seals in a few days in non standard shapes.



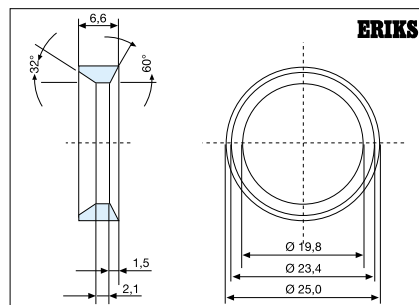
Stock

28.000 hydraulic and pneumatic seals are stocked in our European Warehouses.



Engineering

- We help you in engineering by making installation drawings and designs.
- Our engineers have a broad experience in the seals field to produce the 'perfect seal' for you.



Kitting

We produce 'sets' of different seals which can be labelled with your codes.



Quality

We only produce seals with quality polymers on modern compression and injection machines. Ask for data sheets.



ERIKS NordWest GmbH
RegionalCenter Bielefeld
Bröninghauser Straße 38
33729 Bielefeld
T +49 (0)521 93 99 0
F +49 (0)521 93 99 49
E bielefeld@eriks.de
I www.eriks.de

ERIKS NordOst GmbH
RegionalCenter Hannover
Robert-Hesse-Str. 11
30827 Garbsen
T +49 (0)511 27 99 8 0
F +49 (0)511 27 99 8 49
E hannover@eriks.de
I www.eriks.de

ERIKS NordOst GmbH
RegionalCenter Blankenburg
Neue Halberstädter Str. 67f
38889 Blankenburg
T +49 (0)39 44 95 47 6 0
F +49 (0)39 44 95 47 6 29
E blankenburg@eriks.de
I www.eriks.de

ERIKS Nord GmbH
RegionalCenter Hamburg
Biedenkamp 5h
21509 Glinde
T +49 (0)40 71 00 40 0
F +49 (0)40 71 00 40 49
E hamburg@eriks.de
I www.eriks.de

ERIKS West GmbH
RegionalCenter Neuss
Im Taubental 31
41468 Neuss
T +49 (0)21 31 38 04 0
F +49 (0)21 31 38 04 49
E neuss@eriks.de
I www.eriks.de

ERIKS West GmbH
RegionalCenter Aachen
Schumanstr. 16b
52146 Würselen
T +49 (0)24 05 47 97 9 0
F +49 (0)24 05 47 97 9 49
E aachen@eriks.de
I www.eriks.de

ERIKS Hessen GmbH
RegionalCenter Frankfurt
Assar-Gabrielsson-Str. 3-5
63128 Dietzenbach
T +49 (0)60 74 48 34 0 0
F +49 (0)60 74 48 34 0 49
E frankfurt@eriks.de
I www.eriks.de

ERIKS Bayern GmbH
RegionalCenter München
Emmy-Noether-Str. 20
82216 Maisach
T +49 (0)81 41 53 71 0
F +49 (0)81 41 53 71 49
E muenchen@eriks.de
I www.eriks.de

ERIKS Bayern GmbH
RegionalCenter Regensburg
Hartinger Weg 2a
93083 Obertraubling
T +49 (0)94 01 96 31 0
F +49 (0)94 01 96 31 10
E regensburg@eriks.de
I www.eriks.de

ERIKS Bayern GmbH
RegionalCenter Nürnberg
Johann-Höllfritsch-Str. 43
90530 Wendelstein
T +49 (0)91 29 90 99 7 0
F +49 (0)91 29 90 99 7 49
E nuernberg@eriks.de
I www.eriks.de

ERIKS SüdWest GmbH
RegionalCenter Stuttgart
Kranstr. 9
70499 Stuttgart
T +49 (0)711 83 61 0
F +49 (0)711 83 61 22 0
E stuttgart@eriks.de
I www.eriks.de

ERIKS SüdWest GmbH
RegionalCenter Saarbrücken
Bühlerstr. 113
66130 Saarbrücken
T +49 (0)681 88 34 1 0
F +49 (0)681 88 34 1 31
E saarbruecken@eriks.de
I www.eriks.de

ERIKS SüdWest GmbH
RegionalCenter Mannheim
Casterfeldstr. 66-72
68199 Mannheim
T +49 (0)621 86 00 6 0
F +49 (0)621 86 00 6 39
E mannheim@eriks.de
I www.eriks.de

ERIKS GmbH
Division Dichtungstechnik
Bröninghauser Str. 38
33729 Bielefeld
T +49 (0)521 93 99 50 0
F +49 (0)521 93 99 50 9
E dichtungstechnik@eriks.de
I www.eriks.de

ERIKS Antriebstechnik GmbH
Division FENNER®
Lötscher Weg 50a
41334 Nettetal
T +49 (0)21 53 73 78 0
F +49 (0)21 53 73 78 78
E antriebstechnik@eriks.de
I www.eriks.de

schmitztechnik gmbH
Bendheckerstr. 69
41236 Mönchengladbach
T +49 (0)21 66 62 02 0
F +49 (0)21 66 62 02 2
E info@schmitztechnik.de
I www.eriks.de

www.eriks.de

Know-how macht den Unterschied